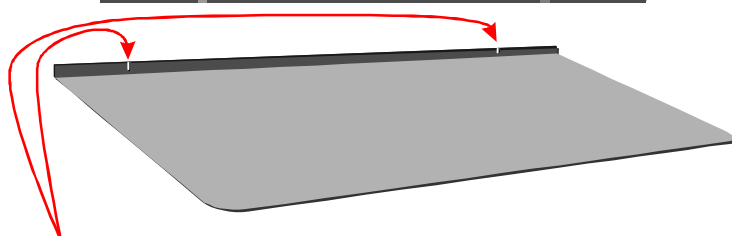
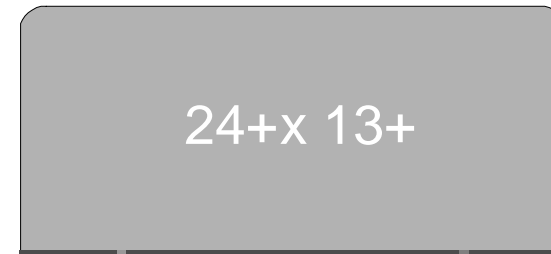
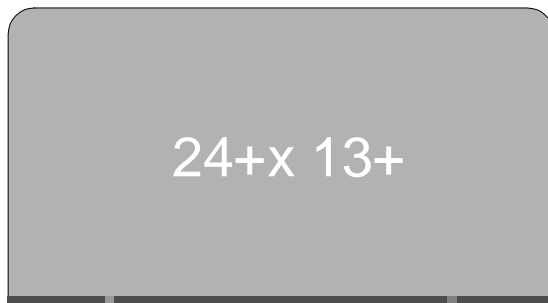
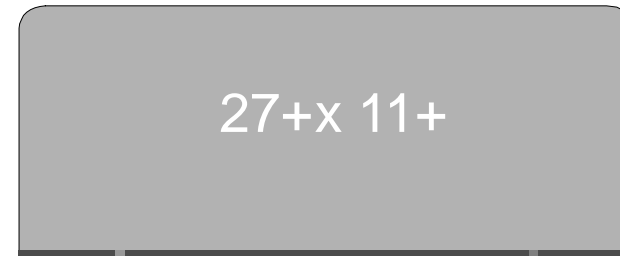
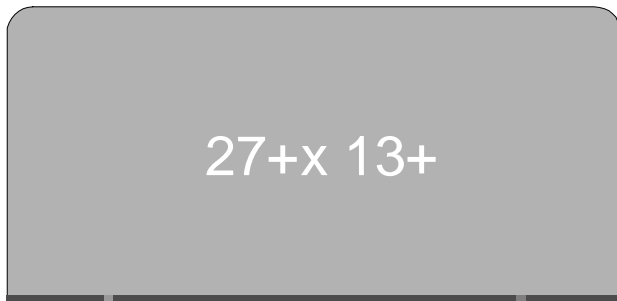
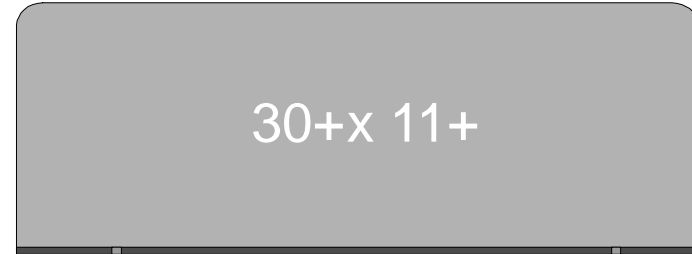
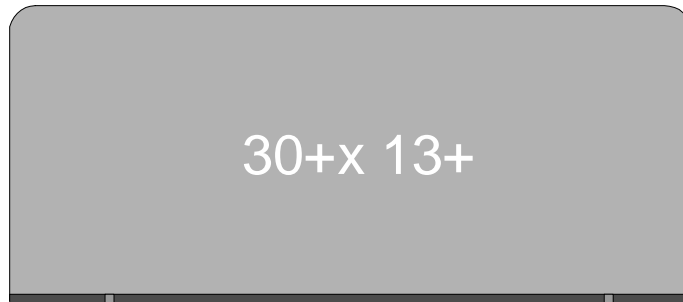


KEYBOARD SYSTEMS - TRAY SELECTION GUIDE

Important: Always ensure that your tray is wide and deep enough to permit correct placement and use of all devices that will be deployed.

13+deep trays are ideal for use with Central/Inline Pointing Devices and Adjustable/Separated Keyboards. Will store fully with a 28+track arm. Shorter tracks will leave varying amounts of tray exposed

11+deep trays will accommodate Adjustable/Separated Keyboards and most traditional mousing devices. Will fully store with a 23+track arm. Using a 17+track arm will leave 3-4 inches of tray exposed



Keyboard Guard with Dual Cable Guides

The 9+deep tray will accommodate most standard keyboards and a traditional mousing device. Should only be used where extreme space constraints exist. Best suited for use with Tenor Trackless Arm or Staccato 15.5+Track Arm.

